

# Student Activities



## Lesson One

---

# Making Spending Decisions

name: \_\_\_\_\_

date: \_\_\_\_\_

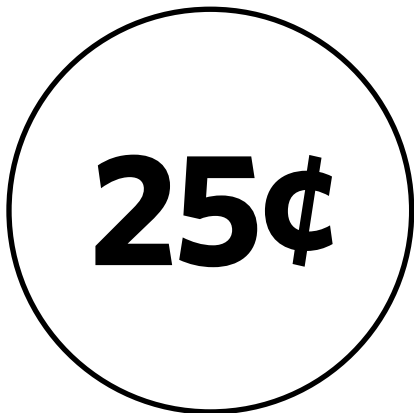














# identifying coins



## directions

Color and then cut out your own play money.



name: \_\_\_\_\_

date: \_\_\_\_\_

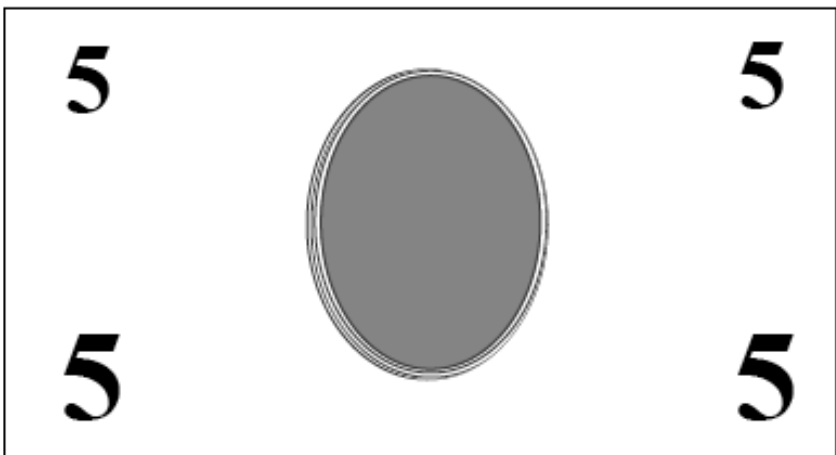




# identifying bills



## directions

Color and then cut out your own play money.







# lesson 1 quiz: what costs money



## directions

Color in the picture of the toy that costs money.





# lesson 1 quiz: what costs money

circle the correct answer for each question.

1. Do you need money to buy snacks at the grocery store?

Yes

No

2. Do you need money to buy toys?

Yes





No

3. Do you need money to buy things at the store?

Yes

No

4. I have three . I can buy:



5. I have \$1.00. I can buy:

